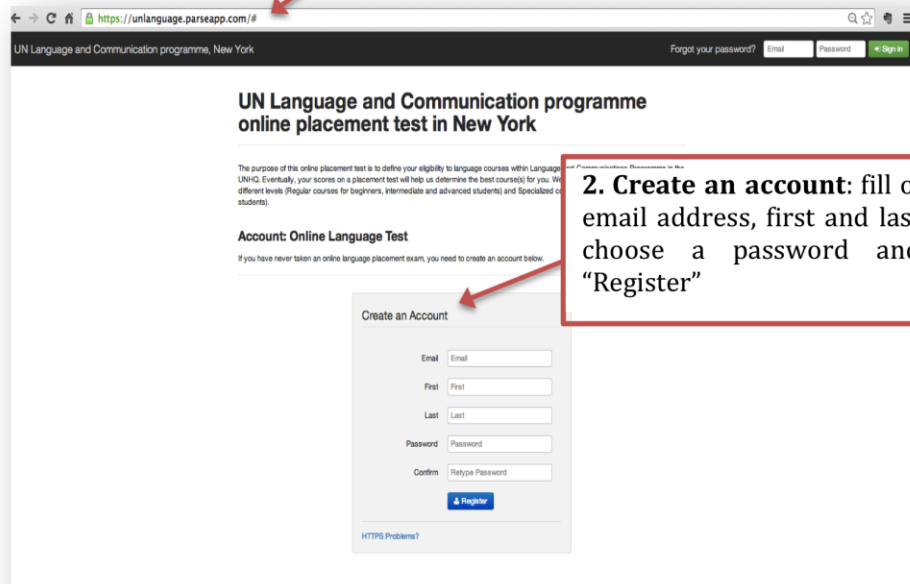


How to complete your registration for the Spanish placement test

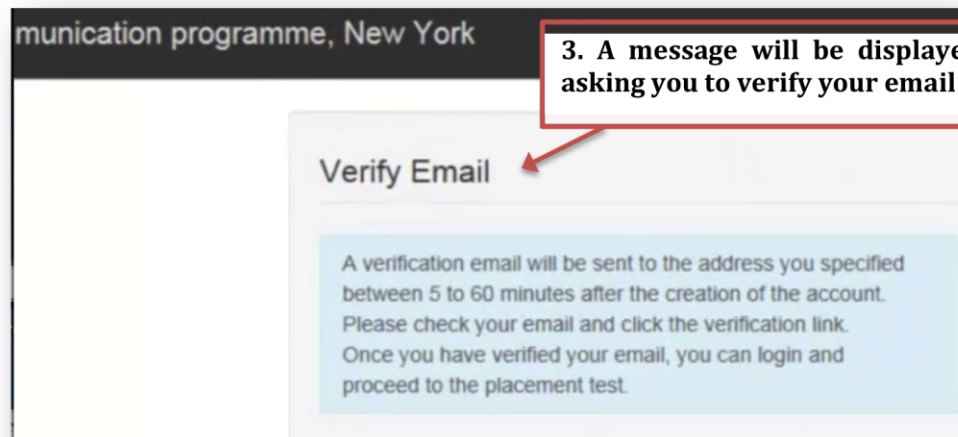
After enrolling in Inspira, please follow the next steps:

1. Go to <https://unlanguage.parseapp.com>



The screenshot shows a web browser window with the URL <https://unlanguage.parseapp.com/#>. The page title is "UN Language and Communication programme online placement test in New York". Below the title, there is a brief description of the test's purpose. A section titled "Account: Online Language Test" includes a note: "If you have never taken an online language placement exam, you need to create an account below." A "Create an Account" form is visible, with fields for Email, First, Last, Password, and Confirm (Retype Password), and a "Register" button. A red arrow points from the first instruction box to the URL in the browser's address bar.

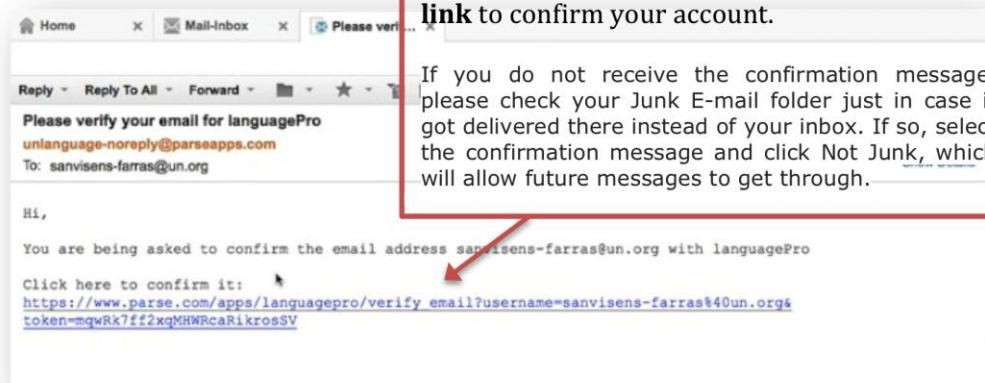
2. Create an account: fill out your email address, first and last name, choose a password and click "Register"



The screenshot shows a "Verify Email" page. A light blue message box contains the following text: "A verification email will be sent to the address you specified between 5 to 60 minutes after the creation of the account. Please check your email and click the verification link. Once you have verified your email, you can login and proceed to the placement test." A red arrow points from the third instruction box to the "Verify Email" heading.

3. A message will be displayed asking you to verify your email

4. You will be sent a **verification email (it can take up to 24h)**, please **click the verification link** to confirm your account.



If you do not receive the confirmation message, please check your Junk E-mail folder just in case it got delivered there instead of your inbox. If so, select the confirmation message and click **Not Junk**, which will allow future messages to get through.

5. This message will be displayed, once you have **confirmed your account**.



6. Please proceed to complete your test online by going to <https://unlanguage.parseapp.com> and **signing in** with the email you provided and the password you chose.



IMPORTANT:

Before starting your online test **make sure that you can allocate 90 minutes in a row to complete it**. Keep into account that you will not be able to go back or redo the test again once you have started it.

We kindly ask you **to collect your results by signing in this same platform <https://unlanguage.parseapp.com>** with the same account you created to do the online test. **Please allow a few days for the correction of your test and for your results to appear.**